



Q_Series

Q_02 Bench 1200

MATERIALS

Stainless Construction

S/S 316 Fixings




DIMENSIONS

D 600 x W 1200 x H 450mm

FINISHES

Powder-coated or Wet Spray

Bead Blasted





Q_Series

Layout Possibilities

