



Q_Series

Q_01 Seat

MATERIALS

Stainless Construction

Hardwood Slats - FSC

S/S 316 Fixings

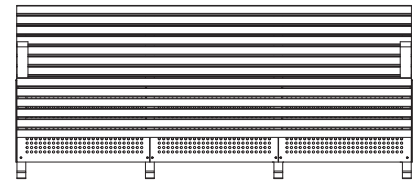
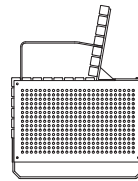
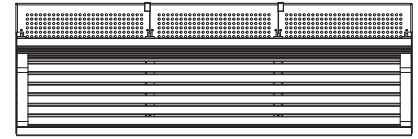
DIMENSIONS

D 600 x W 1800 x H 450~455 - 800

FINISHES

Powder-coated or Wet Spray

Bead Blasted





Q_Series

Layout Possibilities

